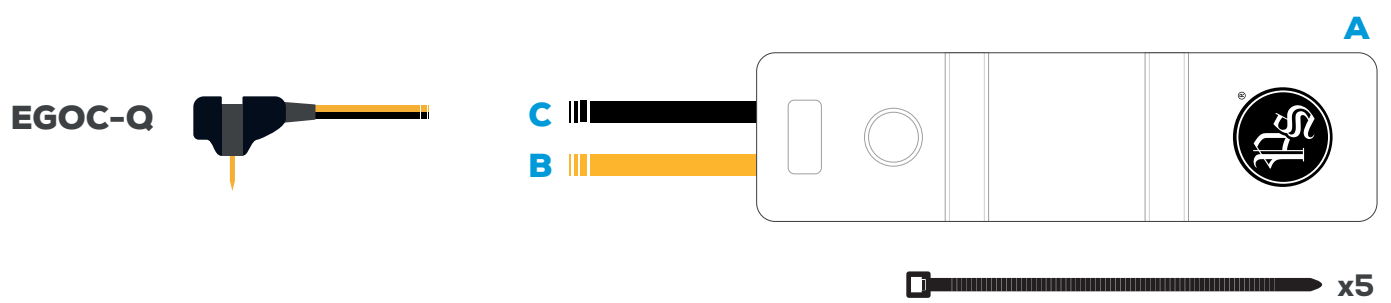
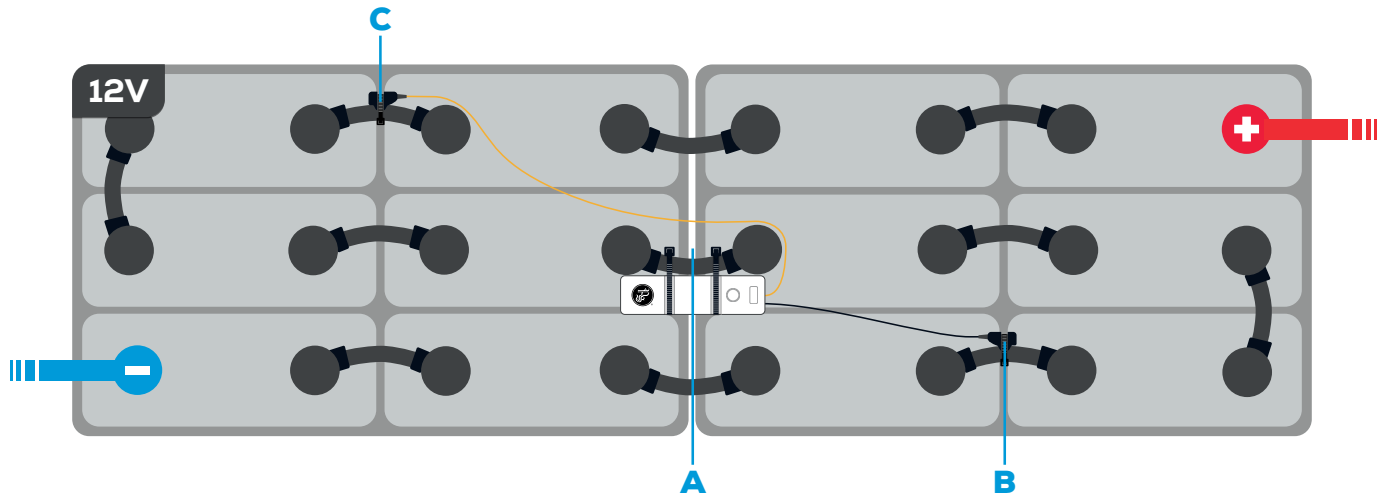


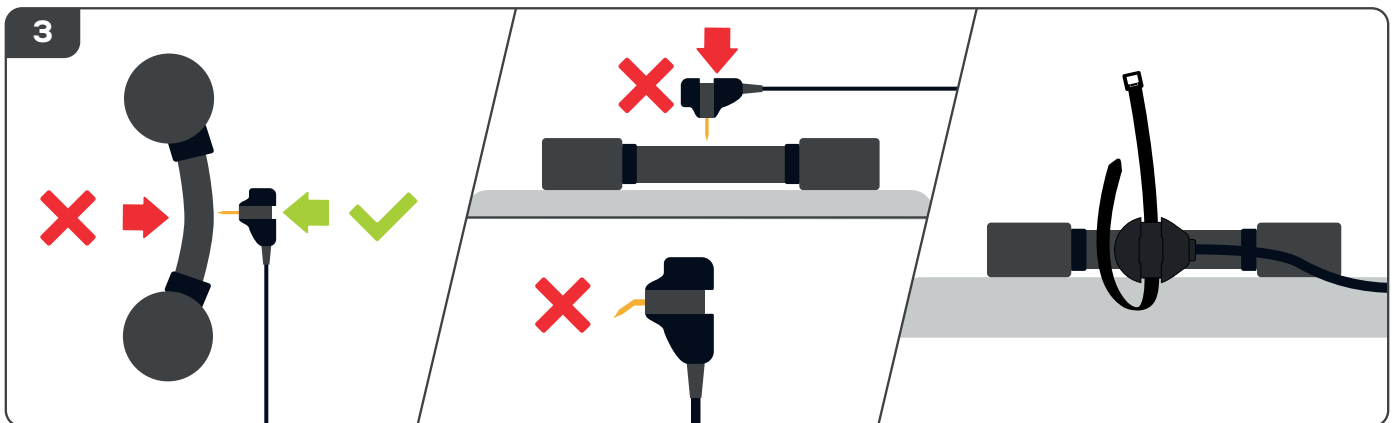
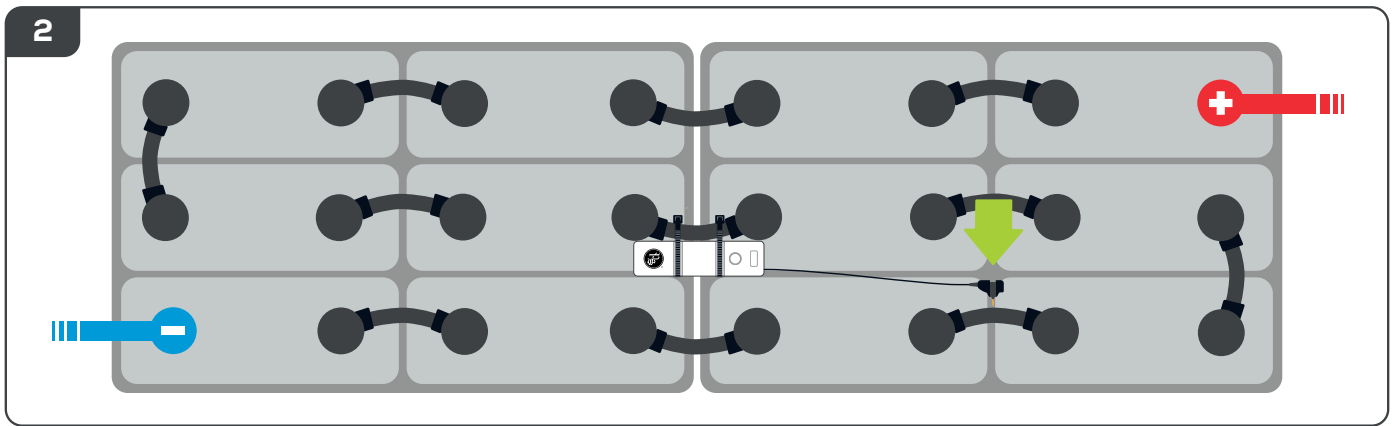
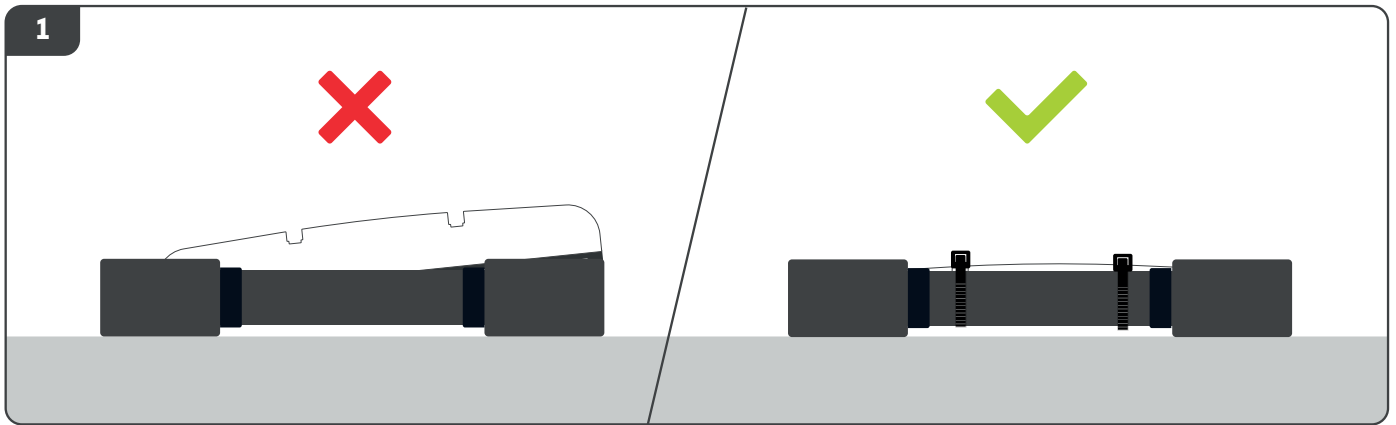
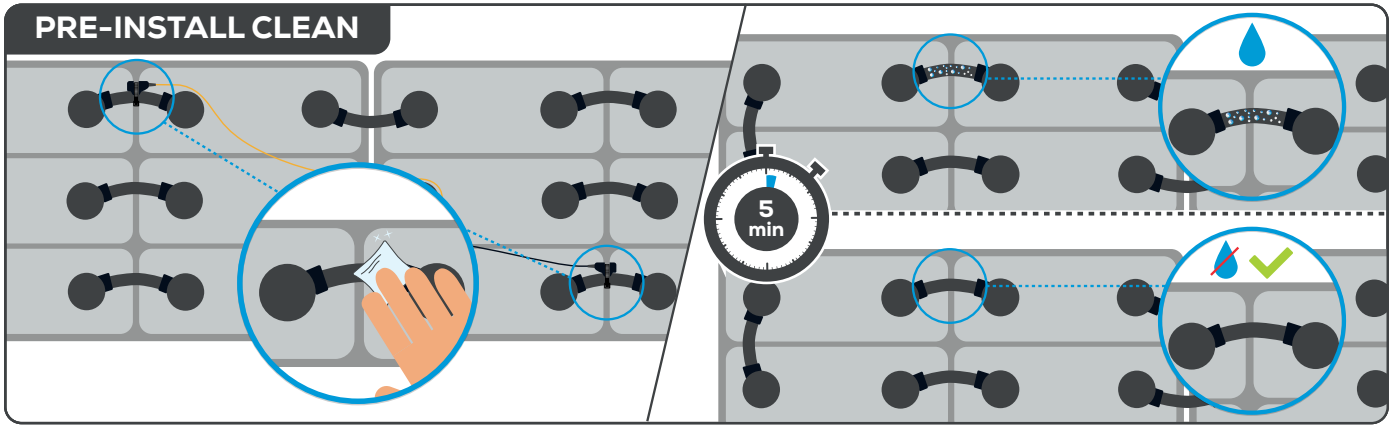
INSTRUCTIONS



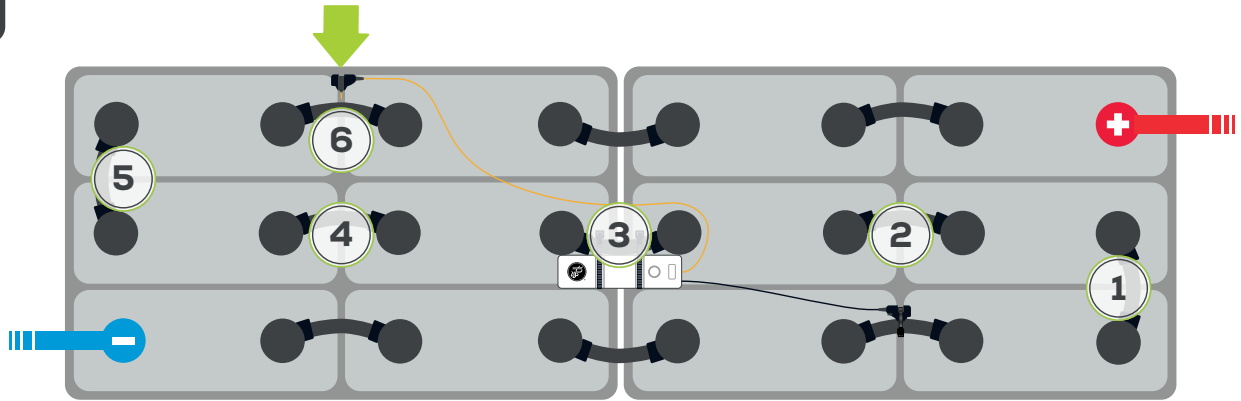
EGOC-12QG



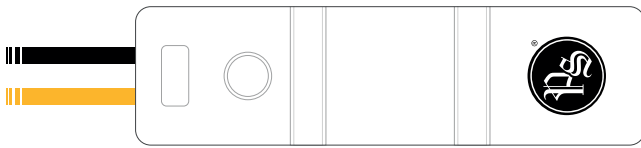
TOOLS REQUIRED



4



INITIAL START UP



ONCE THE POWER CONNECTIONS HAVE BEEN MADE THE EGO!c IS READY TO START MONITORING. YOU SHOULD EXPECT TO SEE THE FOLLOWING LIGHT SEQUENCE ON THE EGO!c:



LIGHTS IN SEQUENCE.



WARNING: CHECK INSTALLATION. THIS LIGHT INDICATION MEANS THAT THE EGO!c DETECTS A VOLTAGE OUTSIDE OPERATING VOLTAGE. CHECK THE INSTALLATION IS ACROSS 12V (6 CELLS) AND THAT THE BATTERY IS NOT ON CHARGE.



WIRELESS COMMUNICATIONS INITIALIZING.



BLUE SHOULD BE FLASHING WITH AN ALTERNATE GREEN AND RED FLASH. THIS INDICATES THAT THE EGO!c IS LISTENING FOR ANY UPLOAD INFORMATION. THIS LASTS FOR 2 MINTUES AFTER WHICH NORMAL LIGHT INDICATION WILL RESUME.



AFTER 1 MINUTE AN UPLOAD WILL BE TRIGGERED. THIS WILL BE A BLUE FLASH FOR 20 SECONDS FOLLOWED BY A BLUE FLICKER IF INITIAL UPLOAD TEST WAS SUCCESSFUL.

MANUAL UPLOAD



Data	
WCC:	10045
Battery Type	Revised 514
Last Packet Received	04 08 2019
Normal Cycles	100
Opportunity Cycles	900
Alarm Cycles	00
SOH (Ah)	63.0
Cell Size	0
Charge Time	12
Cool Down Time	40
Efficiency	40
Li-Ion Remaining	0.4
Estimated Replacement Date	08 06 2021

WCC:	10045
Battery Type	Revised 514
Last Packet Received	05 04 2019
Normal Cycles	200
Opportunity Cycles	90
Alarm Cycles	00
SOH (Ah)	54
Cell Size	1
Charge Time	00
Cool Down Time	0
Li-Ion Level	50

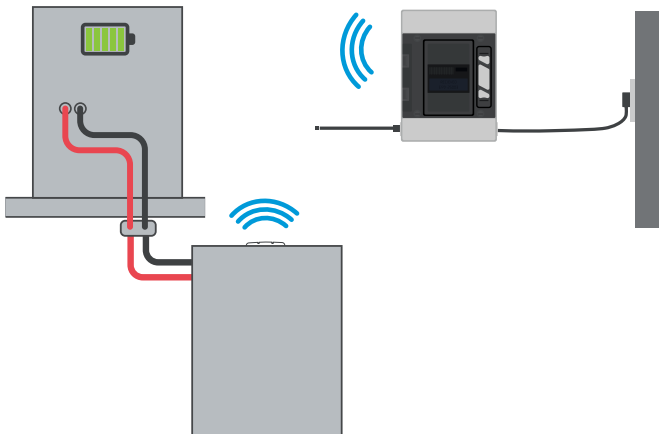


AN UPLOAD CAN BE TRIGGERED USING THE CLOUDLINK FEATURE IN THE EGO!TOOLS APP. USING THE TORCH BUTTON, HOLD THE TORCH ON THE EGO!^{ic}, AND A BLUE AND AMBER SOLID LIGHT WILL APPEAR. ONCE THIS APPEARS, TAKE THE TORCH OFF IMMEDIATELY.



THE EGO!^{ic} WILL START FLASHING BLUE FOR 20 SECONDS WHEN AN UPLOAD IS TRIGGERED. WHEN THE UPLOAD IS COMPLETE IT WILL RETURN TO ITS NORMAL STATE OF FLASHING GREEN. YOU CAN THEN VIEW THE EGO! DATA IN THE APP.

AUTOMATIC UPLOAD



WHEN THE BATTERY IS FULLY CHARGED, THE EGO!^{ic} WILL TRIGGER AN UPLOAD AND WILL START FLASHING BLUE FOR 20 SECONDS. IF THERE IS AN INTERNET CONNECTED CLOUDLINK INSTALLED IN THE BATTERY ROOM, IT WILL SEND THE DATA TO BATTERYMANAGEMENT.NET.



WHEN THE UPLOAD IS COMPLETE THE EGO!^{ic} WILL RETURN TO ITS NORMAL STATE OF FLASHING GREEN.

LED INDICATIONS





FOR PRODUCT SPECIFICATIONS, USER GUIDES AND FURTHER INFORMATION PLEASE VISIT:

[HTTPS://WWW.PHLSCI.COM/PRODUCT-LINES/BATTERY-LIFE-MONITORS/EGO-C/](https://www.phlsci.com/product-lines/battery-life-monitors/ego-c/)

DOC0455 © Updated 2024 Philadelphia Scientific UK Ltd. All Rights Reserved. Philadelphia Scientific and the PS logo are registered trademarks of Philadelphia Scientific. eGO! is a trademarks of Philadelphia Scientific LLC. E&O.E.



WWW.PHLSCI.COM



Philadelphia Scientific LLC
P: +1 (215) 616 0390
E: info@phlsci.com

Philadelphia Scientific EMEA
P: +44 (0) 1204 467777
E: info@phlsci.co.uk

Philadelphia Scientific ASIA PACIFIC
P: +61 (2) 8004 2447
E: info@phlsci.com.au